

Meet the Teacher

September 2024




Class Staff

Teacher –

Teaching Assistant-

HLTA-



School Uniform

Boys - Navy jumper with school logo
Grey trousers
Black shoes - no trainers.



Girls - Navy jumper with school logo
Grey trousers/skirt/pinafore - with grey tights
Black shoes
No coloured hair accessories and large earrings.

Please no shaved hair patterns. Hijabs to be in school colours.

PE - Spring Term only

Boys and girls

- Navy T-shirt with school logo
- Navy shorts
- Black plimsolls

ALL NAMED PLEASE.



ALL UNIFORM ITEMS TO BE NAMED.



Times

Morning doors open **8.45am**.

School finishes **3.10pm** when full time (as of Thursday 12th September)

- Inform the teacher of other parents/guardians picking up your child.
- If late, let the Office know.
- Any appointments let the teacher know first, then office staff.
- Absence - ring Absence Hotline via school number in morning.
- Any allergies or medication - notify the office.
- **ATTENDANCE** - Needs to be at or above **97%**.



School Dinners

- Already started on 9th September
- All children eat school dinners
- School Dinners are free
- Very healthy
- Meat/vegetarian - teachers will have a list to split the children into the correct group
- Children need to be able to eat with fork or spoon, and ideally a knife



Forest School

- One half term in the school year, your child's class will attend Forest School. We will let you know when that will be.
- You will need to complete a medical form for your child to take part.
- Your child will also need wellington boots, preferably one size larger than their actual shoe size. All boots to be labelled with name, please.

Cooking

Please could you help us with £1 donations every term for cooking.



General

- Names - recognition
- Reading - Read with your child every day. Please write a comment in their reading log book or provide initials to show the book has been read at home. Ensure your child brings their book folder every day.

Additionally, we have an online resource called Bug Club, which provides more books to read. Login information will be provided in your Reading Record Book.

- Practise number work - for example, counting objects, recognising and writing numbers to 10;
- handwriting - initially in print, then cursive style;
- Phonics knowing letter names and sounds.
- Our weekly newsletter is packed full of ideas and information about current themes and activities in the classroom. Please read and support your child with any homework suggestions.



Admin.

- When returning forms, please fill out all the details including signatures and dates when required. Cross out the appropriate choice eg I agree / I do not agree
- Please ensure when you send in money you clearly mark the envelope with the name, amount and reason for payment.
- Please send in the correct amount as giving change will be problematic.



Final Important Points / Reminders

- You are very welcome to call the school office to make an appointment to see the class teacher. Brief information can be passed over at the class door.

Please avoid Tuesday after school as the staff have their school meetings.


- Please at the start and end of the day ensure that younger siblings do not play with any of the playground equipment outside. Many thanks.



Subscription website provided for our pupils



Bug club



Doodle is a creative learning tool that covers the core areas of Maths and English.

It is a personalised learning experience tailored to the needs of every child - improving their confidence and ability.

This will be a homework program for your children to do independently 10 minutes daily.

The /dʒ/ sound spelt as dge, for example in the word 'badge'.



Press the sound button to hear the sound.

To make this sound at the *end* of a word with a short vowel sound we can use the letters 'dge'.

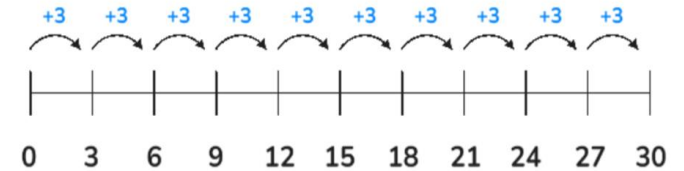
For example:



Examples of Doodle Assessments

Count in multiples of 3 from 0, forwards and backwards

To **count in 3s** we keep **adding on 3**.



Little Red Riding Hood (comprehension)

Little Red Riding Hood



Once upon a time, there was a girl called Little Red Riding Hood. She lived with her mother. One day, Little Red Riding Hood went to visit her grandmother and saw a wolf.

"Where are you going?" asked the wolf.

"I'm going to visit my grandmother," she said.

The wolf ran to Granny's house and locked Granny in the wardrobe. He put on her nightgown and got into her bed.

When Little Red Riding Hood came to the house, she said, "Oh Granny, what big ears you have."

Logs in for your child will be in their reading records.

Family Learning courses provided by Hillingdon

Please look out for these in newsletters and text messages provided by the school.

These are extremely useful and support you in helping your children with their learning at home. In most cases they will take place online.

Soft Start

On Mondays and Wednesdays we will be inviting parents and carers into the classroom to spend some time reading, writing and doing number with their children. During this time I will be sharing important learning strategies and answering any questions you may have. I will not be able to provide a report on your child's progress at this time.

During this time, phones are not allowed to be used in the classroom.



General Data Protection Regulation (GDPR)

- Please use the systems of communication available to get in touch with us.
- Please DO NOT share personal emails, phone numbers or other private information belonging to other parents with anyone.
- Thank you for your support with this.



Coming up:

Reception Curriculum Meeting-24th September 9 am

Thank you for listening.

Are there any questions?

